

Table of Contents

Vocabulary

- Pgs. 3–4–Vocabulary Booklet

Equal Parts

- Pg. 5 Equal or Not
- Pg. 6 Partition the Fraction

Unit Fractions

- Pg. 7 Color the Unit Fraction
- Pg. 8 Draw a Unit Fraction

Basic Fractions

- Pg. 9 Parts of a Whole
- Pg. 10 Color the Fraction
- Pg. 11 Partition and Color the Fraction
- Pg. 12 Identify the Fraction
- Pg. 13 Draw a Fraction
- Pg. 14 Fractions in a Set
- Pg. 15 Identify the Fraction in a Set
- Pg. 16 Draw the Fraction in a Set
- Pg. 17 Fraction Graphing
- Pg. 18 Label the Fraction Bars
- Pg. 19 Fraction Word Problems
- Pg. 20 Cut and Paste Fractions
- Pg. 21 Roll a Fraction
- Pg. 22 Spin the Fraction

Fractions on a Number Line

- Pg. 23 Missing Numbers on Number Lines
- Pg. 24 Name the Fraction
- Pg. 25 Mark the Fractions
- Pg. 26 Number Line Cut and paste

Fractions Mixed Representations

- Pg. 27 Representing Fractions 1
- Pg. 28 Representing Fractions 2
- Pg. 29 Understanding Fractions

Whole Numbers

- Pg. 30 Fractions as Whole Numbers
- Pg. 31 Whole Number Graphing
- Pg. 32 Cut and Paste Whole Numbers
- Pg. 33 Spin and Color
- Pg. 34 Fraction Bump

Equivalent Fractions

- Pg. 35 Equivalent Fractions
- Pg. 36 Label Equivalent Fractions–halves
- Pg. 37 Label Equivalent Fractions–thirds
- Pg. 38 Label Equivalent Fractions–fourths
- Pg. 39 Shade and Name Equivalent Fractions–Rectangles
- Pg. 40 Shade and Name Equivalent Fractions–Circles
- Pg. 41 Missing Number
- Pg. 42 Equivalent Fraction Graphing
- Pg. 43 How Many Ways
- Pg. 44 Spin and Color


Comparing Fractions

- Pg. 45 Comparing Fractions With Bars
- Pg. 46 Comparing Fractions With Circles
- Pg. 47 Comparing Fractions With Number Lines
- Pg. 48 Comparing Fractions
- Pg. 49 Shade and Compare Fractions
- Pg. 50 Comparing Fractions Same Numerator–No Model
- Pg. 51 Comparing Fractions Same Denominator–No Model
- Pg. 52 Comparing Fraction Word Problems
- Pg. 53 Roll and Compare
- Pg. 54 Comparing Fractions Game

Answer Keys

- Pg. 55–92

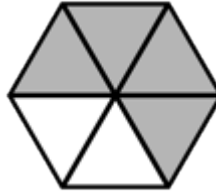
Fractions



By: _____

Fraction

A fraction is a number that represents an equal part of a whole or equal part of a set.



There are six total pieces with four parts represented. The fraction is four-sixths.

Write the number of pieces represented above the bar.

Write the total number of equal pieces below the bar.

Numerator

The numerator tells the number of equal parts being represented.



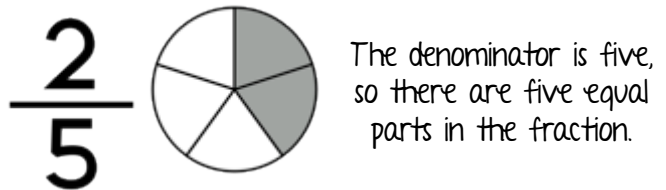
Circle the numerator in the fraction. $\frac{3}{4}$



There are _____ pieces represented in the fraction, so the numerator is _____.

Denominator

The denominator tells the total number of equal parts in the whole.



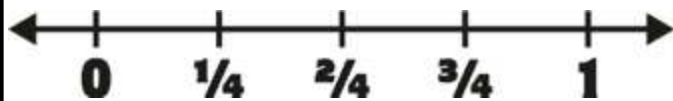
Circle the denominator in the fraction. $\frac{3}{4}$



There are _____ total pieces in the fraction, so the denominator of the fraction is _____.

Fractions on Number Lines

Fractions can be represented on a number line.



The number line should be partitioned into the number of equal parts indicated by the denominator.

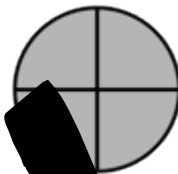


How many equal parts are represented by the number line above? _____

Fractions as Whole Numbers

Whole numbers can be written as fractions.

$\frac{4}{4}$ When the numerator is the same as the denominator, the fraction is equal to one whole.



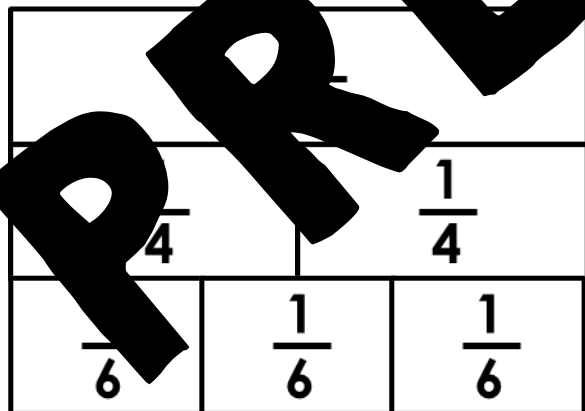
When the denominator is one, means there is one group of fraction with a denominator of one, equal to the whole. The numerator is 1.

How can I write this whole as a fraction?



Equivalent Fractions

Fractions that name the same part of the whole are equivalent fractions.

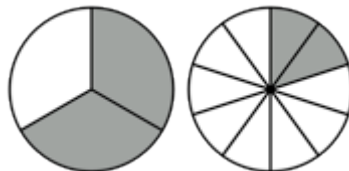


How many fourths are the same size as one-half?

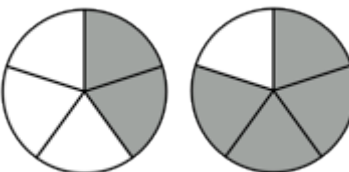
How many sixths are the same size as one-half?

Comparing Fractions

You can compare fractions when the two fractions refer to the same size whole.



Circle the fraction that has the greatest part shaded in.



Circle the fraction that has the greatest part shaded in.

As the number of equal parts increases, what happens to the size of the denominator?

Name _____

Equal or Not

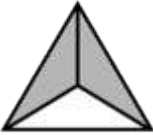
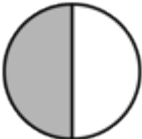

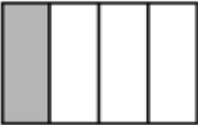



Cross out any figure that is NOT partitioned into equal parts.


PREVIEW

Name _____

Parts of a **Whole**

	What part of the fraction is shaded?	What part of the fraction is not shaded?
		
		
		
		
		

PREVIEW



What fraction of the spinner is blue? _____

What fraction of the spinner is red? _____






What fraction of the spinner is green or black? _____

What fraction of the spinner is not blue? _____

Name _____

Date _____

fractions in a **set**


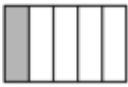


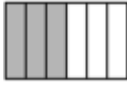






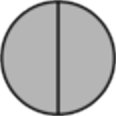











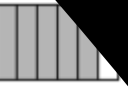
























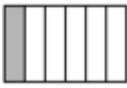











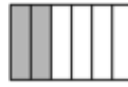


	What fraction of the pets are cats?	What fraction of the pets are dogs?
	What fraction of the bubbles have popped?	What fraction of the bubbles have not popped?
	What fraction of the sunglasses have stripes?	What fraction of the sunglasses do not have stripes?
	What fraction of the dinosaurs can fly?	What fraction of the dinosaurs cannot fly?
	What fraction of the people are knights?	What fraction of the people are a princess?

Player 1 _____

Player 2 _____

Roll a Fraction


Directions: Roll two dice to make a fraction. The smaller number you roll is the numerator, and the larger number you roll is the denominator. Find a model of that fraction and shade in that square. The first person to shade three in-a-row wins.

Name _____

SPIN the FRACTION

Use a paperclip and pencil to make a spinner. Spin the spinner two times to build a fraction. The larger digit should be the denominator and the smaller digit should be the numerator. Use the grid paper to see how many fractions you can draw on one page. (Each grid represents one unit.)



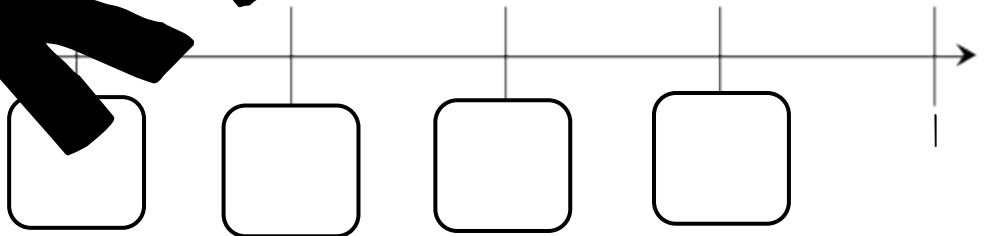
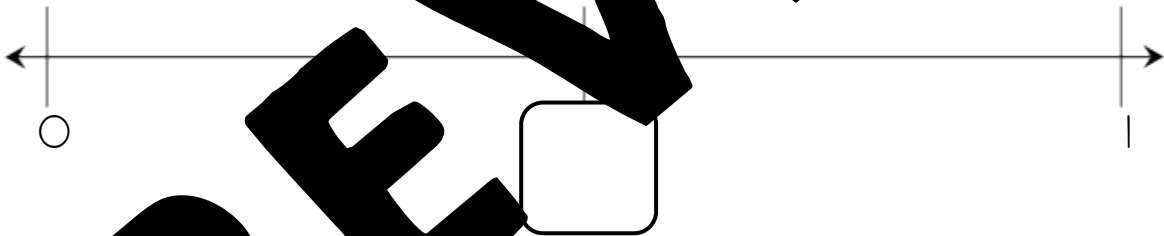
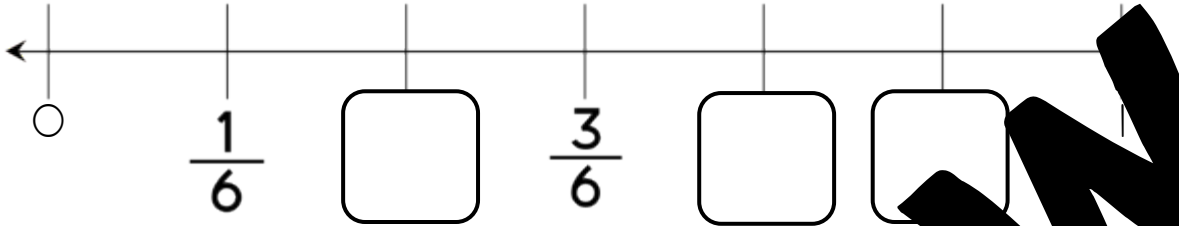
PREVIEW

Name _____

Number Line Cut and Paste



Cut out the fractions at the bottom of the page and glue them in the correct place on the number lines.



$\frac{2}{3}$	$\frac{5}{6}$	$\frac{4}{5}$	$\frac{4}{6}$	$\frac{1}{5}$
$\frac{1}{2}$	$\frac{1}{3}$	$\frac{2}{6}$	$\frac{2}{5}$	$\frac{3}{5}$

Name _____

Equivalent Fractions



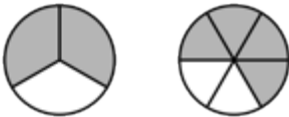
Complete each number sentence below to show equivalent fractions.



$$\frac{1}{2} =$$



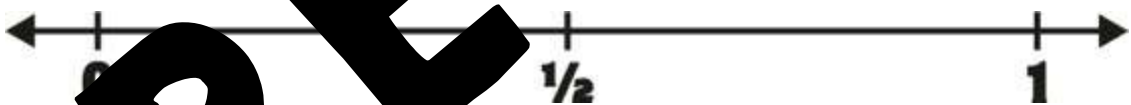
$$\frac{1}{4} =$$



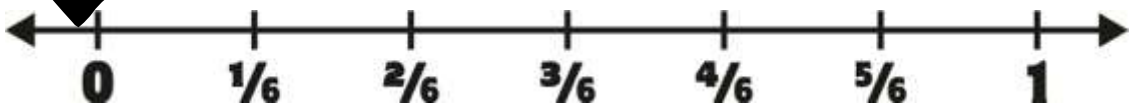
$$\frac{2}{3} =$$



$$\frac{3}{4} =$$



$$\frac{2}{4} =$$



$$\frac{1}{3} =$$

PREVIEW

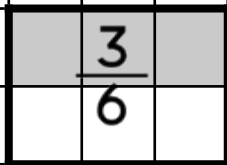
Name _____

Date _____



How Many Ways

Show how many ways you can create a fraction equivalent to one half. Outline, shade in and name each fraction. Each square represents one unit.




PREVIEW

Name _____

SPIN and COLOR

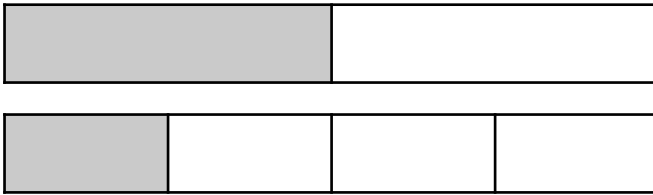
Equivalent Fractions: Use a paperclip and pencil to make a spinner. Spin the spinner two times to make a fraction. The smaller number should be the numerator and the larger number should be the denominator. Color a model of that fraction. If playing with a partner, the first person to color three in a row wins!




$\frac{6}{8}$	$\frac{2}{4}$	$\frac{3}{12}$	$\frac{4}{12}$	$\frac{5}{9}$
$\frac{4}{6}$	$\frac{8}{12}$	$\frac{4}{6}$	$\frac{4}{9}$	$\frac{2}{6}$
$\frac{2}{8}$	$\frac{5}{12}$	$\frac{3}{6}$	$\frac{4}{8}$	$\frac{5}{10}$
$\frac{2}{4}$	$\frac{4}{12}$	$\frac{3}{6}$	$\frac{6}{8}$	$\frac{2}{4}$
$\frac{8}{12}$	$\frac{4}{12}$	$\frac{9}{12}$	$\frac{3}{9}$	$\frac{5}{10}$

Name _____

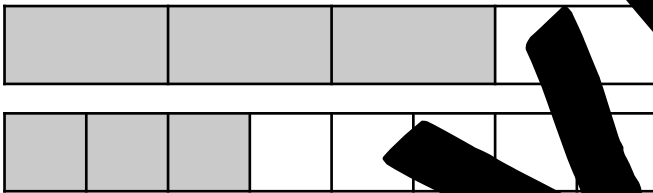
Comparing Bar Fractions




$$\frac{1}{2} \quad \square \quad \frac{1}{4}$$



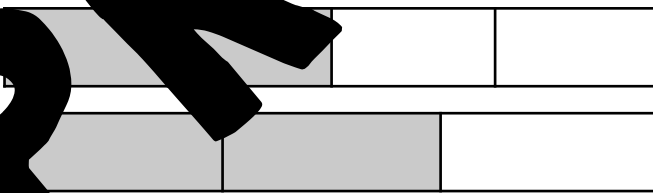
$$\frac{1}{3} \quad \square \quad \frac{2}{3}$$



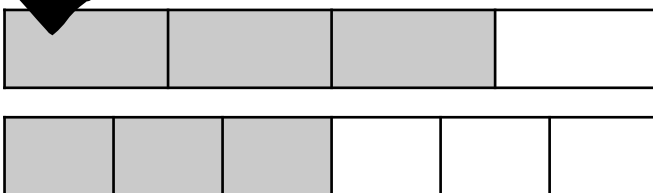
$$\frac{3}{4} \quad \square \quad \frac{3}{8}$$



$$\frac{3}{6} \quad \square \quad \frac{2}{6}$$



$$\frac{2}{4} \quad \square \quad \frac{2}{3}$$



$$\frac{3}{4} \quad \square \quad \frac{3}{6}$$

PREVIEW

Name _____

ROLL AND COMPARE

- Play with a partner.
- Player 1-Roll two dice to form a fraction with the larger digit as the denominator. Record digits and fraction on game sheet.
- Player 2-Roll two dice to form a fraction with the larger digit as the denominator. Record digits and fraction on game sheet.
- Compare the two fractions. Whoever has the larger fraction wins the round and should write their initials underneath winner.
- Whoever wins the most rounds wins the game!

Player 1: _____		Player 2: _____				
Die 1	Die 2	Fraction	Die 1	Die 2	Fraction	Winner